

# Online Loan Entrance Counseling

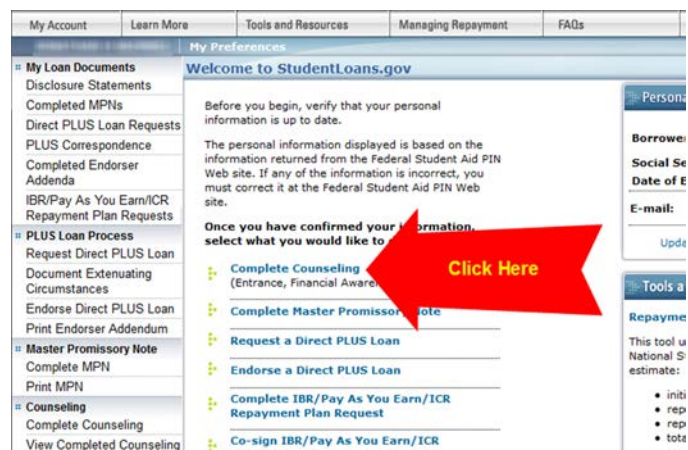
APU plays an important role in distributing financial aid funds to students. The actual loan funds however come from the US department of Education (ED). Before ED will approve loan funds for a student, they require that each student completes a few online requirements. One of these requirements is that students complete an educational session on the terms and conditions of federal student loans. This is called Entrance Counseling. Follow the steps below to complete Online Loan Entrance Counseling. **APU will automatically receive notification within 1-2 business days from the time you complete your entrance counseling online.** You should see this item disappear from your "to do list" shortly thereafter.

**Step 1:** go to [www.studentloans.gov](http://www.studentloans.gov) and sign in. Your PIN number is the same as the one for your FAFSA.

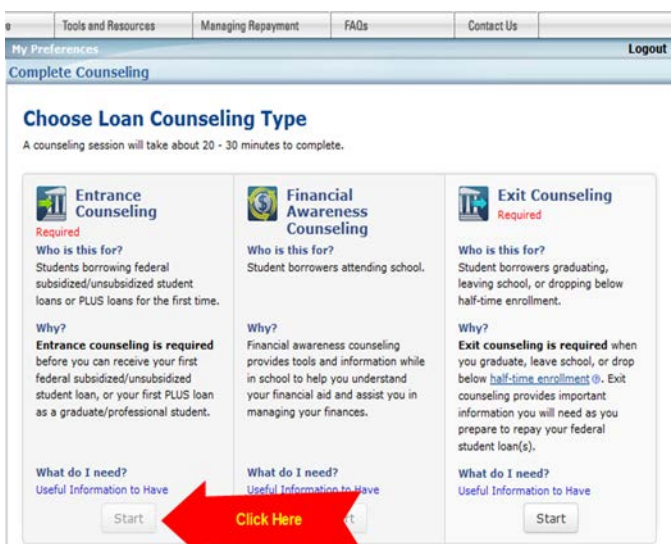


**Step 2:** The page below will display after signing in. Now select "Complete Counseling"

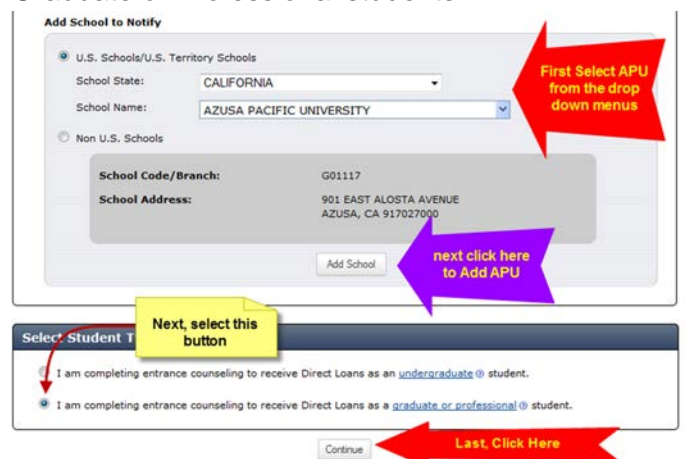
*\*The required Loan Entrance Counseling is good for BOTH Stafford and PLUS loans. You do not need to complete separate counseling sessions for each loan type.*



**Step 3:** On the next page under "Entrance Counseling" click the "Start" button.



**Step 4:** The page below will display next. Select the option to complete entrance counseling for Graduate or Professional students.



After clicking to continue **follow any additional prompts all the way to the end of the entrance counseling session.**